



Government Gazette Staatskoerant

REPUBLIC OF SOUTH AFRICA
REPUBLIEK VAN SUID AFRIKA

Vol. 716

7

February
Februarie

2025

No. 52072



N.B. The Government Printing Works will not be held responsible for the quality of "Hard Copies" or "Electronic Files" submitted for publication purposes



AIDS HELPLINE: 0800-0123-22 Prevention is the cure

IMPORTANT NOTICE:

THE GOVERNMENT PRINTING WORKS WILL NOT BE HELD RESPONSIBLE FOR ANY ERRORS THAT MIGHT OCCUR DUE TO THE SUBMISSION OF INCOMPLETE / INCORRECT / ILLEGIBLE COPY.

No FUTURE QUERIES WILL BE HANDLED IN CONNECTION WITH THE ABOVE.

Contents

		<i>Gazette</i>	<i>Page</i>
<i>No.</i>		<i>No.</i>	<i>No.</i>
GOVERNMENT NOTICES • GOEWERMENTSKENNISGEWINGS			
Transport, Department of/ Vervoer, Departement van			
5852	South African National Roads Agency Limited and National Roads Act (7/1998): Toll Concessioner Adjust - 2025	52072	3
5852	Wet op die Suid-Afrikaanse Nasionale Padagentskap Beperk en Nasionale Paaie (7/1998): Tolkonsessie Aanpassing - 2025.....	52072	7

GOVERNMENT NOTICES • GOEWERMENTSKENNISGEWINGS

DEPARTMENT OF TRANSPORT**NO. 5852****7 February 2025****THE SOUTH AFRICAN NATIONAL ROADS AGENCY SOC LIMITED****NATIONAL ROUTES 1 AND 4: PLATINUM TOLL ROAD: PUBLICATION OF THE AMOUNTS OF TOLL FOR THE DIFFERENT CATEGORIES OF MOTOR VEHICLES, AND THE DATE AND TIME FROM WHICH THE TOLL TARIFFS SHALL BECOME PAYABLE**

The Head of the Department hereby, in terms of section 28(4) read with section 27(3) of The South African National Roads Agency Limited and National Roads Act, 1998 (Act No. 7 of 1998) [the Act], makes known that the amounts of toll to be levied in terms of section 28(2) of the Act at the toll plazas located on the Platinum Toll Road, and the date and time from which the amounts of toll shall become payable, have been determined by the Minister of Transport in terms of section 27(3)(a) of the Act, and that the said amounts shall be levied in terms of section 28(4) read with section 27 of the Act, as set out in the Schedule.

**Adv James Mlawu****DIRECTOR-GENERAL: TRANSPORT**

SCHEDULE

1. DEFINITIONS

The following words and expressions shall have the meanings stated, unless the context otherwise indicates.

- 1.1 **“Abnormal vehicle”** means a motor vehicle exceeding the legal dimensions as described in the Road Traffic Act, 1996 (Act No. 93 of 1996), as amended, or in any other law.
- 1.2 **“Axle”** means a device or set of devices, whether continuous across the width of the vehicle or not, about which the wheels of the vehicle rotate and which is so placed that, when the vehicle is travelling straight ahead, the vertical centre-lines of such wheels are in one vertical plane at right angles to the longitudinal centre-line of such vehicle. Axle shall also include an axle that is lifted and of which the wheels are not in contact with the road surface.
- 1.3 **“Heavy axle”** means an axle the wheels of which are fitted with tyres of a size (bead seat diameter) greater than 406,4 millimetres (16 inches), or an axle with more than two (2) wheels irrespective of tyre size, but excluding any axle of a motorcycle, a motor tricycle or a motor car.
- 1.4 **“Heavy vehicle”** means a motor vehicle with at least one heavy axle and/or any vehicle which is principally designed or adapted for the conveyance of persons exceeding sixteen (16) in number.
- 1.5 **“Light delivery vehicle”** means a motor vehicle designed or adapted for the conveyance of persons and freight with no heavy axle as defined in paragraph 1.3 above.
- 1.6 **“Light vehicle”** means a motor vehicle, other than a heavy vehicle.
- 1.7 **“Motor car”** means a motor vehicle, other than a motorcycle or a motor tricycle, designed or adapted solely or principally for the conveyance of persons not exceeding sixteen (16) in number, but excluding any vehicle with an axle with more than two (2) wheels irrespective of tyre size.
- 1.8 **“Motorcycle”** means a motor vehicle that has two wheels and includes any such vehicle having a side-car attached thereto.
- 1.9 **“Motor tricycle”** means a motor vehicle, other than a motorcycle with a side-car, which has three wheels and which is designed to be driven by means of the type of controls usually fitted to a motorcycle.
- 1.10 **“Motor vehicle”** means an entity comprising of one or more mechanically/electrically powered units with or without any trailer(s) physically joined by means of tow bars, tow ropes or mechanical articulation, and includes, inter alia:
 - (a) a motorcycle;
 - (b) a motor tricycle;
 - (c) a motor car;
 - (d) a vehicle which has pedals and a mechanically/electrically powered unit as an integral part thereof or attached thereto and which is designed or adapted to be propelled by means of either such pedals or such mechanical/electrical unit or both; and
 - (e) a light delivery vehicle (a bakkie).

- 1.11 **“Trailer”** means a vehicle which is not self-propelled and which is designed or adapted to be drawn by a motor vehicle but does not include a side-car attached to a motorcycle.

2. CATEGORIES OF MOTOR VEHICLES

Class 1: *Light vehicles:*

Light vehicles are motor vehicles, other than heavy vehicles as defined above, with or without a trailer, and include motorcycles, motor tricycles and motor cars.

Class 2: *Medium heavy vehicles:*

Medium heavy vehicles are heavy vehicles, as defined above, with two axles.

Class 3: *Large heavy vehicles:*

Large heavy vehicles are heavy vehicles, as defined above, with three or four axles.

Class 4: *Extra large heavy vehicles:*

Extra large heavy vehicles are heavy vehicles, as defined above, with five or more axles.

3. TOLL TARIFF

- 3.1 The amounts of toll for the different categories of motor vehicles payable at the toll plazas located on the Platinum Toll Road, for the usage of a section of toll road (or any part thereof), are stated in Table 1.

TABLE 1: TOLL TARIFF EFFECTIVE 1 MARCH 2025 (INCL 15% VAT)						
ROUTE	PLAZA		CLASS 1	CLASS 2	CLASS 3	CLASS 4
N1	Stormvoel	Ramp Plaza	R 12.00	R 30.50	R 35.00	R 42.00
N1	Zambesi	Ramp Plaza	R 14.50	R 36.00	R 42.00	R 51.00
N1	N1 Pumulani	Main Line Plaza	R 16.00	R 40.00	R 46.00	R 55.00
N1	Wallmansthal	Ramp Plaza	R 7.20	R 18.00	R 22.00	R 25.00
N1	Murrayhill	Ramp Plaza	R 14.50	R 36.00	R 44.00	R 50.00
N1	Hammanskraal	Ramp Plaza	R 34.00	R 116.00	R 126.00	R 145.00
N1	Carousel	Main Line Plaza	R 73.00	R 196.00	R 216.00	R 249.00
N1	Maubane	Ramp Plaza	R 31.50	R 85.00	R 94.00	R 108.00
N4	N4 Doornpoort	Main Line Plaza	R 19.50	R 49.00	R 56.00	R 68.00
N4	K99	Ramp Plaza	R 19.50	R 49.00	R 56.00	R 68.00
N4	Brits	Main Line Plaza	R 19.50	R 68.00	R 74.00	R 87.00
N4	Buffelspoort	Ramp Plaza	R 19.50	R 47.00	R 52.00	R 62.00
N4	Marikana	Main Line Plaza	R 29.00	R 70.00	R 79.00	R 93.00
N4	Kroondal	Ramp Plaza	R 19.50	R 47.00	R 52.00	R 62.00
N4	Swartruggens	Main Line Plaza	R 99.00	R 249.00	R 302.00	R 355.00

4. OPERATIONAL HOURS

- 4.1 The said toll road shall be open to traffic for 24 hours a day.

5. EFFECTIVE DATE

- 5.1 The date and time from which the said amounts of toll shall become payable, shall be 1 March 2025 at 00:00.

DEPARTEMENT VAN VERVOER


NO. 5852

7 Februarie 2025

DIE SUID-AFRIKAANSE NASIONALE PADAGENTSKAP MSB BEPERK

NASIONALE ROETES 1 EN 4: PLATINUM TOLPAD: PUBLISERING VAN DIE TOLBEDRAE VIR DIE VERSKILLENDIGE KATEGORIEË VAN MOTORVOERTUIG, EN DIE DATUM EN TYD VANAF DIE TOLBEDRAE BETAALBAAR WORD

Die Hoof van die Departement maak hierby, kragtens die bepalings van artikel 28(4) saamgelees met artikel 27(3) van Die Suid-Afrikaanse Nasionale Padagentskap Beperk en Nasionale Paaie Wet, 1998 (Wet Nr. 7 van 1998) [die Wet], bekend dat die tolbedrae wat kragtens artikel 28(2) van die Wet gehef sal word by die tolplazas geleë op die Platinum Tolpad, en die datum en tyd vanaf die tolbedrae betaalbaar word, kragtens artikel 27(3)(a) van die Wet deur die Minister van Vervoer bepaal is, en dat genoemde bedrae kragtens artikel 28(4) saamgelees met artikel 27 van die Wet gehef sal word, soos in die Bylae uiteengesit.



Adv. James Mlawu
DIREKTEUR-GENERAAL: VERVOER

BYLAE**1. WOORDOMSKRYWINGS**

Die volgende woorde en uitdrukkings sal die betekenisse hê soos uiteengesit, tensy dit uit die samehang anders blyk.

- 1.1 **“Abnormale voertuig”** beteken ‘n motorvoertuig wat die wettige afmetings, soos beskryf in die Padverkeerswet, 1996 (Wet Nr. 93 van 1996), soos gewysig, of in enige ander wet oorskry.
- 1.2 **“As”** beteken ‘n toestel of stel toestelle, hetsy onafgebroke oor die breedte van die voertuig of nie, waarom die wiele van die voertuig ronddraai en wat so geplaas is dat wanneer die voertuig reguit vorentoe ry, die vertikale hartlyne van sodanige wiele in een vertikale vlak reghoekig met die langshartlyn van sodanige voertuig is. As sal ook ‘n as insluit waarvan die wiele opgelig en nie in kontak met die padoppervlak is nie.
- 1.3 **“Swaar as”** beteken ‘n as waarvan die wiele toegerus is met bande met ‘n grootte (spanranddeursnee) groter as 406,4 millimeter (16 duim), of ‘n as met meer as twee (2) wiele, ongeag die bandgrootte, maar nie ‘n as van ‘n motorfiets, ‘n motordriewiel of ‘n motorkar nie.
- 1.4 **“Swaar voertuig”** beteken ‘n motorvoertuig met minstens een swaar as en/of ‘n motorvoertuig wat ontwerp of aangepas is uitsluitlik of hoofsaaklik vir die vervoer van meer as sestion (16) persone.
- 1.5 **“Ligte afleweringsvoertuig”** beteken ‘n motorvoertuig wat ontwerp of aangepas is vir die vervoer van persone en vrag met geen swaar as soos omskryf in paragraaf 1.3 hierbo nie.
- 1.6 **“Ligte voertuig”** beteken ‘n motorvoertuig, uitgesonderd ‘n swaar voertuig.
- 1.7 **“Motorkar”** beteken ‘n motorvoertuig, uitgesonderd ‘n motorfiets of motordriewiel, wat ontwerp of aangepas is uitsluitlik of hoofsaaklik vir die vervoer van hoogstens sestion (16) persone, maar uitgesluit enige voertuig met meer as twee (2) wiele, ongeag die bandgrootte, op enige as.
- 1.8 **“Motorfiets”** beteken ‘n motorvoertuig met twee wiele en ook enige sodanige voertuig waaraan ‘n syspan geheg is.
- 1.9 **“Motordriewiel”** beteken ‘n motorvoertuig, uitgesonderd ‘n motorfiets met syspan, wat drie wiele het en ontwerp is om bestuur te word deur middel van die tipe kontroles waarmee ‘n motorfiets gewoonlik toegerus is.
- 1.10 **“Motorvoertuig”** beteken ‘n entiteit bestaande uit een of meer meganies/elektries aangedrewe eenhede met of sonder sleepwa of sleepwaens wat fisies aan mekaar gekoppel is deur middel van sleepstange, sleeptoue of meganiese geleding en sluit onder andere in:
 - (a) ‘n motorfiets;
 - (b) ‘n motordriewiel;
 - (c) ‘n motorkar;
 - (d) ‘n voertuig met pedale en met ‘n meganies/elektries aangedrewe eenheid as ‘n integrerende deel daarvan of daaraan vasgeheg en wat ontwerp of aangepas is om of deur middel van sodanige pedale of deur middel van die meganiese/elektriese eenheid of deur albei voortbeweeg te word; en
 - (e) ‘n ligte afleweringsvoertuig (‘n bakkie).

- 1.11 “**Sleepwa**” beteken ‘n voertuig wat nie selfaangedrewe is nie en wat ontwerp of aangepas is om deur ‘n motorvoertuig getrek te word, maar sluit nie ‘n syspan wat aan ‘n motorfiets vasgeheg is in nie.

2. KATEGORIEË VAN MOTORVOERTUIE

Klas 1: *Ligte voertuie:*

Ligte voertuie is motorvoertuie, uitgesonderd swaar voertuie soos hierbo omskryf, met of sonder sleepwa, en sluit motorfiets, motordriewiele en motorkarre in.

Klas 2: *Medium swaar voertuie:*

Medium swaar voertuie, is swaar voertuie, soos hierbo omskryf, met twee asse.

Klas 3: *Groot swaar voertuie:*

Groot swaar voertuie, is swaar voertuie, soos hierbo omskryf, met drie of vier asse.

Klas 4: *Ekstra groot swaar voertuie:*

Ekstra groot swaar voertuie, is swaar voertuie, soos hierbo omskryf, met vyf of meer asse.

3. TOLTARIEF

- 3.1 Die tolbedrae vir die verskillende kategorieë voertuie betaalbaar by die tolplazas geleë op die Platinum TolPad, vir die gebruik van 'n gedeelte van 'n tolpad (of enige deel daarvan), is uiteengesit in Tabel 1.

TABEL 1: TOL TARIEF INWERKING 1 MAART 2025 (15% BTW INGESLUIT)						
ROETE	PLAZA		KLAS 1	KLAS 2	KLAS 3	KLAS 4
N1	Stormvoël	Op- en Afrit	R 12.00	R 30.50	R 35.00	R 42.00
N1	Zambesi	Op- en Afrit	R 14.50	R 36.00	R 42.00	R 51.00
N1	Pumulani	Hooflyn	R 16.00	R 40.00	R 46.00	R 55.00
N1	Wallmansthal	Op- en Afrit	R 7.20	R 18.00	R 22.00	R 25.00
N1	Murrayhill	Op- en Afrit	R 14.50	R 36.00	R 44.00	R 50.00
N1	Hammanskraal	Op- en Afrit	R 34.00	R 116.00	R 126.00	R 145.00
N1	Carousel	Hooflyn	R 73.00	R 196.00	R 216.00	R 249.00
N1	Maubane	Op- en Afrit	R 31.50	R 85.00	R 94.00	R 108.00
N4	Doornpoort	Hooflyn	R 19.50	R 49.00	R 56.00	R 68.00
N4	K99	Op- en Afrit	R 19.50	R 49.00	R 56.00	R 68.00
N4	Brits	Hooflyn	R 19.50	R 68.00	R 74.00	R 87.00
N4	Buffelspoort	Op- en Afrit	R 19.50	R 47.00	R 52.00	R 62.00
N4	Marikana	Hooflyn	R 29.00	R 70.00	R 79.00	R 93.00
N4	Kroondal	Op- en Afrit	R 19.50	R 47.00	R 52.00	R 62.00
N4	Swartruggens	Hooflyn	R 99.00	R 249.00	R 302.00	R 355.00

4. OPERASIONELE URE


- 4.1 Die genoemde tolpad sal 24 uur per dag oop wees vir verkeer.

5. INWERKINGTREDINGSDATUM

- 5.1 Die datum en tyd vanaf die genoemde tolbedrae betaalbaar word, is 1 Maart 2025 om 00:00.

THE SOUTH AFRICAN NATIONAL ROADS AGENCY SOC LIMITED**NATIONAL ROUTE 3: CEDARA TO HEIDELBERG GAUTENG TOLL ROAD:
PUBLICATION OF THE AMOUNTS OF TOLL FOR THE DIFFERENT CATEGORIES OF
MOTOR VEHICLES, AND THE DATE AND TIME FROM WHICH THE TOLL TARIFFS
SHALL BECOME PAYABLE**

The Head of the Department hereby, in terms of section 28(4) read with section 27(3) of The South African National Roads Agency Limited and National Roads Act, 1998 (Act No. 7 of 1998) [the Act], makes known that the amounts of toll to be levied in terms of section 28(2) of the Act at the toll plazas located on the Cedara to Heidelberg Gauteng Toll Road, and the date and time from which the amounts of toll shall become payable, have been determined by the Minister of Transport in terms of section 27(3)(a) of the Act, and that the said amounts shall be levied in terms of section 28(4) read with section 27 of the Act, as set out in the Schedule.



Adv James Mlawu

DIRECTOR-GENERAL: TRANSPORT

SCHEDULE

1. DEFINITIONS

The following words and expressions shall have the meanings stated, unless the context otherwise indicates.

- 1.1 **“Abnormal vehicle”** means a motor vehicle exceeding the legal dimensions as described in the Road Traffic Act, 1996 (Act No. 93 of 1996), as amended, or in any other law.
- 1.2 **“Axle”** means a device or set of devices, whether continuous across the width of the vehicle or not, about which the wheels of the vehicle rotate and which is so placed that, when the vehicle is travelling straight ahead, the vertical centre-lines of such wheels are in one vertical plane at right angles to the longitudinal centre-line of such vehicle. Axle shall also include an axle that is lifted and of which the wheels are not in contact with the road surface.
- 1.3 **“Heavy axle”** means an axle the wheels of which are fitted with tyres of a size (bead seat diameter) greater than 406,4 millimetres (16 inches), or an axle with more than two (2) wheels irrespective of tyre size, but excluding any axle of a motorcycle, a motor tricycle or a motor car.
- 1.4 **“Heavy vehicle”** means a motor vehicle with at least one heavy axle and/or any vehicle which is principally designed or adapted for the conveyance of persons exceeding sixteen (16) in number.
- 1.5 **“Light delivery vehicle”** means a motor vehicle designed or adapted for the conveyance of persons and freight with no heavy axle as defined in paragraph 1.3 above.
- 1.6 **“Light vehicle”** means a motor vehicle, other than a heavy vehicle.
- 1.7 **“Motor car”** means a motor vehicle, other than a motorcycle or a motor tricycle, designed or adapted solely or principally for the conveyance of persons not exceeding sixteen (16) in number, but excluding any vehicle with an axle with more than two (2) wheels irrespective of tyre size.
- 1.8 **“Motorcycle”** means a motor vehicle that has two wheels and includes any such vehicle having a side-car attached thereto.
- 1.9 **“Motor tricycle”** means a motor vehicle, other than a motorcycle with a side-car, which has three wheels and which is designed to be driven by means of the type of controls usually fitted to a motorcycle.
- 1.10 **“Motor vehicle”** means an entity comprising of one or more mechanically/electrically powered units with or without any trailer(s) physically joined by means of tow bars, tow ropes or mechanical articulation, and includes, inter alia:
 - (a) a motorcycle;
 - (b) a motor tricycle;
 - (c) a motor car;
 - (d) a vehicle which has pedals and a mechanically/electrically powered unit as an integral part thereof or attached thereto and which is designed or adapted to be propelled by means of either such pedals or such mechanical/electrical unit or both; and
 - (e) a light delivery vehicle (a bakkie).

- 1.11 **“Trailer”** means a vehicle which is not self-propelled and which is designed or adapted to be drawn by a motor vehicle but does not include a side-car attached to a motorcycle.

2. CATEGORIES OF MOTOR VEHICLES

Class 1: *Light vehicles:*

Light vehicles are motor vehicles, other than heavy vehicles as defined above, with or without a trailer, and include motorcycles, motor tricycles and motor cars.

Class 2: *Medium heavy vehicles:*

Medium heavy vehicles are heavy vehicles, as defined above, with two axles.

Class 3: *Large heavy vehicles:*

Large heavy vehicles are heavy vehicles, as defined above, with three or four axles.

Class 4: *Extra large heavy vehicles:*

Extra large heavy vehicles are heavy vehicles, as defined above, with five or more axles.

3. TOLL TARIFF

- 3.1 The amounts of toll for the different categories of motor vehicles payable at the toll plazas located on the Cedara to Heidelberg Gauteng Toll Road, for the usage of a section of toll road (or any part thereof), are stated in Table 1.

TABLE 1: TOLL TARIFF EFFECTIVE 1 MARCH 2025 (INCL 15% VAT)						
ROUTE	PLAZA		CLASS 1	CLASS 2	CLASS 3	CLASS 4
N3	Mooi	Mainline	R 67.00	R 165.00	R 231.00	R 313.00
N3		Ramp (S)	R 47.00	R 115.00	R 162.00	R 219.00
N3		Ramp (N)	R 20.00	R 49.00	R 69.00	R 94.00
N3	Treverton	Ramp	R 20.00	R 49.00	R 69.00	R 94.00
N3	Bergville	Ramp	R 29.00	R 34.00	R 63.00	R 96.00
N3	Tugela	Mainline	R 96.00	R 159.00	R 251.00	R 347.00
N3	Tugela East	Ramp	R 60.00	R 99.00	R 147.00	R 204.00
N3	Wilge	Mainline	R 90.00	R 155.00	R 207.00	R 294.00
N3	De Hoek	Mainline	R 65.00	R 101.00	R 154.00	R 222.00

4. OPERATIONAL HOURS


- 4.1 The said toll road shall be open to traffic for 24 hours a day.

5. EFFECTIVE DATE

- 5.1 The date and time from which the said amounts of toll shall become payable, shall be 1 March 2025 at 00:00.

DIE SUID-AFRIKAANSE NASIONALE PADAGENTSKAP MSB BEPERK**NASIONALE ROETE 3: CEDARA TOT HEIDELBERG GAUTENG TOLPAD: PUBLISERING VAN DIE TOLBEDRAE VIR DIE VERSKILLENDIGE KATEGORIEë VAN MOTORVOERTUIG, EN DIE DATUM EN TYD VANAF DIE TOLBEDRAE BETAALBAAR WORD**

Die Hoof van die Departement maak hierby, kragtens die bepalings van artikel 28(4) saamgelees met artikel 27(3) van Die Suid-Afrikaanse Nasionale Padagentskap Beperk en Nasionale Paaie Wet, 1998 (Wet Nr. 7 van 1998) [die Wet], bekend dat die tolbedrae wat kragtens artikel 28(2) van die Wet gehef sal word by die tolplazas geleë op die Cedara tot Heidelberg Gauteng Tolpad, en die datum en tyd vanaf die tolbedrae betaalbaar word, kragtens artikel 27(3)(a) van die Wet deur die Minister van Vervoer bepaal is, en dat genoemde bedrae kragtens artikel 28(4) saamgelees met artikel 27 van die Wet gehef sal word, soos in die Bylae uiteengesit.



Adv. James Mlawu
DIREKTEUR-GENERAAL: VERVOER

BYLAE**1. WOORDOMSKRYWINGS**

Die volgende woorde en uitdrukkings sal die betekenisse hê soos uiteengesit, tensy dit uit die samehang anders blyk.

- 1.1 **“Abnormale voertuig”** beteken ‘n motorvoertuig wat die wettige afmetings, soos beskryf in die Padverkeerswet, 1996 (Wet Nr. 93 van 1996), soos gewysig, of in enige ander wet oorskry.
- 1.2 **“As”** beteken ‘n toestel of stel toestelle, hetsy onafgebroke oor die breedte van die voertuig of nie, waarom die wiele van die voertuig ronddraai en wat so geplaas is dat wanneer die voertuig reguit vorentoe ry, die vertikale hartlyne van sodanige wiele in een vertikale vlak reghoekig met die langshartlyn van sodanige voertuig is. As sal ook ‘n as insluit waarvan die wiele opgelig en nie in kontak met die padoppervlak is nie.
- 1.3 **“Swaar as”** beteken ‘n as waarvan die wiele toegerus is met bande met ‘n grootte (spanranddeursnee) groter as 406,4 millimeter (16 duim), of ‘n as met meer as twee (2) wiele, ongeag die bandgrootte, maar nie ‘n as van ‘n motorfiets, ‘n motordriewiel of ‘n motorkar nie.
- 1.4 **“Swaar voertuig”** beteken ‘n motorvoertuig met minstens een swaar as en/of ‘n motorvoertuig wat ontwerp of aangepas is uitsluitlik of hoofsaaklik vir die vervoer van meer as sestig (16) persone.
- 1.5 **“Ligte afleweringsvoertuig”** beteken ‘n motorvoertuig wat ontwerp of aangepas is vir die vervoer van persone en vrag met geen swaar as soos omskryf in paragraaf 1.3 hierbo nie.
- 1.6 **“Ligte voertuig”** beteken ‘n motorvoertuig, uitgesonderd ‘n swaar voertuig.
- 1.7 **“Motorkar”** beteken ‘n motorvoertuig, uitgesonderd ‘n motorfiets of motordriewiel, wat ontwerp of aangepas is uitsluitlik of hoofsaaklik vir die vervoer van hoogstens sestig (16) persone, maar uitgesluit enige voertuig met meer as twee (2) wiele, ongeag die bandgrootte, op enige as.
- 1.8 **“Motorfiets”** beteken ‘n motorvoertuig met twee wiele en ook enige sodanige voertuig waaraan ‘n syspan geheg is.
- 1.9 **“Motordriewiel”** beteken ‘n motorvoertuig, uitgesonderd ‘n motorfiets met syspan, wat drie wiele het en ontwerp is om bestuur te word deur middel van die tipe kontroles waarmee ‘n motorfiets gewoonlik toegerus is.
- 1.10 **“Motorvoertuig”** beteken ‘n entiteit bestaande uit een of meer meganies/elektries aangedrewe eenhede met of sonder sleepwa of sleepwaens wat fisies aan mekaar gekoppel is deur middel van sleepstange, sleeptoue of meganiese geleding en sluit onder andere in:
 - (a) ‘n motorfiets;
 - (b) ‘n motordriewiel;
 - (c) ‘n motorkar;
 - (d) ‘n voertuig met pedale en met ‘n meganies/elektries aangedrewe eenheid as ‘n integrerende deel daarvan of daaraan vasgeheg en wat ontwerp of aangepas is om of deur middel van sodanige pedale of deur middel van die meganiese/elektriese eenheid of deur albei voortbeweeg te word; en
 - (e) ‘n ligte afleweringsvoertuig (‘n bakkie).

- 1.11 **“Sleepwa”** beteken ‘n voertuig wat nie selfaangedrewe is nie en wat ontwerp of aangepas is om deur ‘n motorvoertuig getrek te word, maar sluit nie ‘n syspan wat aan ‘n motorfiets vasgeheg is in nie.

2. KATEGORIEë VAN MOTORVOERTUIE

Klas 1: Ligte voertuie:

Ligte voertuie is motorvoertuie, uitgesonderd swaar voertuie soos hierbo omskryf, met of sonder sleepwa, en sluit motorfietse, motordriewiele en motorkarre in.

Klas 2: Medium swaar voertuie:

Medium swaar voertuie, is swaar voertuie, soos hierbo omskryf, met twee asse.

Klas 3: Groot swaar voertuie:

Groot swaar voertuie, is swaar voertuie, soos hierbo omskryf, met drie of vier asse.

Klas 4: Ekstra groot swaar voertuie:

Ekstra groot swaar voertuie, is swaar voertuie, soos hierbo omskryf, met vyf of meer asse.

3. TOLTARIEF

- 3.1 Die tolbedrae vir die verskillende kategorieë voertuie betaalbaar by die tolplazas geleë op die Cedara tot Heidelberg Gauteng Tolpad, vir die gebruik van 'n gedeelte van 'n tolpad (of enige deel daarvan), is uiteengesit in Tabel 1.

TABEL 1: TOLTARIEF INWERKING 1 MAART 2025 (15% BTW INGESLUIT)						
ROETE	PLAZA		KLAS 1	KLAS 2	KLAS 3	KLAS 4
N3	Mooi	Hooflyn	R 67.00	R 165.00	R 231.00	R 313.00
N3		Op- en Afrit (S)	R 47.00	R 115.00	R 162.00	R 219.00
N3		Op- en Afrit (N)	R 20.00	R 49.00	R 69.00	R 94.00
N3	Treverton	Op-en Afrit	R 20.00	R 49.00	R 69.00	R 94.00
N3	Bergville	Op- en Afrit	R 29.00	R 34.00	R 63.00	R 96.00
N3	Tugela	Hooflyn	R 96.00	R 159.00	R 251.00	R 347.00
N3	Tugela Oos	Op-en Afrit	R 60.00	R 99.00	R 147.00	R 204.00
N3	Wilge	Hooflyn	R 90.00	R 155.00	R 207.00	R 294.00
N3	De Hoek	Hooflyn	R 65.00	R 101.00	R 154.00	R 222.00

4. OPERASIONELE URE

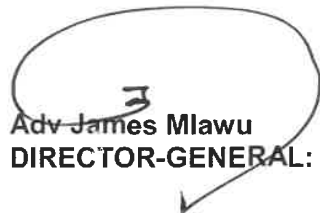
- 4.1 Die genoemde tolpad sal 24 uur per dag oop wees vir verkeer.

5. INWERKINGTREDINGSDATUM

- 5.1 Die datum en tyd vanaf die genoemde tolbedrae betaalbaar word, is 1 Maart 2025 om 00:00.

THE SOUTH AFRICAN NATIONAL ROADS AGENCY SOC LIMITED**NATIONAL ROUTE 4: HANS STRYDOM INTERCHANGE (PRETORIA) TO THE GAUTENG / MPUMALANGA BORDER AND MAPUTO DEVELOPMENT CORRIDOR TOLL ROADS: PUBLICATION OF THE AMOUNTS OF TOLL FOR THE DIFFERENT CATEGORIES OF MOTOR VEHICLES, AND THE DATE AND TIME FROM WHICH THE TOLL TARIFFS SHALL BECOME PAYABLE**

The Head of the Department hereby, in terms of section 28(4) read with section 27(3) of The South African National Roads Agency Limited and National Roads Act, 1998 (Act No. 7 of 1998) [the Act], makes known that the amounts of toll to be levied in terms of section 28(2) of the Act at the toll plazas located on the Hans Strydom Interchange (Pretoria) to the Gauteng / Mpumalanga Border and Maputo Development Corridor Toll Roads, and the date and time from which the amounts of toll shall become payable, have been determined by the Minister of Transport in terms of section 27(3)(a) of the Act, and that the said amounts shall be levied in terms of section 28(4) read with section 27 of the Act, as set out in the Schedule.



Adv James Mlawu

DIRECTOR-GENERAL: TRANSPORT

SCHEDULE

1. DEFINITIONS

The following words and expressions shall have the meanings stated, unless the context otherwise indicates.

- 1.1 **“Abnormal vehicle”** means a motor vehicle exceeding the legal dimensions as described in the Road Traffic Act, 1996 (Act No. 93 of 1996), as amended, or in any other law.
- 1.2 **“Axle”** means a device or set of devices, whether continuous across the width of the vehicle or not, about which the wheels of the vehicle rotate and which is so placed that, when the vehicle is travelling straight ahead, the vertical centre-lines of such wheels are in one vertical plane at right angles to the longitudinal centre-line of such vehicle. Axle shall also include an axle that is lifted and of which the wheels are not in contact with the road surface.
- 1.3 **“Heavy axle”** means an axle the wheels of which are fitted with tyres of a size (bead seat diameter) greater than 406,4 millimetres (16 inches), or an axle with more than two (2) wheels irrespective of tyre size, but excluding any axle of a motorcycle, a motor tricycle or a motor car.
- 1.4 **“Heavy vehicle”** means a motor vehicle with at least one heavy axle and/or any vehicle which is principally designed or adapted for the conveyance of persons exceeding sixteen (16) in number.
- 1.5 **“Light delivery vehicle”** means a motor vehicle designed or adapted for the conveyance of persons and freight with no heavy axle as defined in paragraph 1.3 above.
- 1.6 **“Light vehicle”** means a motor vehicle, other than a heavy vehicle.
- 1.7 **“Motor car”** means a motor vehicle, other than a motorcycle or a motor tricycle, designed or adapted solely or principally for the conveyance of persons not exceeding sixteen (16) in number, but excluding any vehicle with an axle with more than two (2) wheels irrespective of tyre size.
- 1.8 **“Motorcycle”** means a motor vehicle that has two wheels and includes any such vehicle having a side-car attached thereto.
- 1.9 **“Motor tricycle”** means a motor vehicle, other than a motorcycle with a side-car, which has three wheels and which is designed to be driven by means of the type of controls usually fitted to a motorcycle.
- 1.10 **“Motor vehicle”** means an entity comprising of one or more mechanically/electrically powered units with or without any trailer(s) physically joined by means of tow bars, tow ropes or mechanical articulation, and includes, inter alia:
- (a) a motorcycle;
 - (b) a motor tricycle;
 - (c) a motor car;
 - (d) a vehicle which has pedals and a mechanically/electrically powered unit as an integral part thereof or attached thereto and which is designed or adapted to be propelled by means of either such pedals or such mechanical/electrical unit or both; and
 - (e) a light delivery vehicle (a bakkie).

- 1.11 **“Trailer”** means a vehicle which is not self-propelled and which is designed or adapted to be drawn by a motor vehicle but does not include a side-car attached to a motorcycle.

2. CATEGORIES OF MOTOR VEHICLES

Class 1: *Light vehicles:*

Light vehicles are motor vehicles, other than heavy vehicles as defined above, with or without a trailer, and include motorcycles, motor tricycles and motor cars.

Class 2: *Medium heavy vehicles:*

Medium heavy vehicles are heavy vehicles, as defined above, with two axles.

Class 3: *Large heavy vehicles:*

Large heavy vehicles are heavy vehicles, as defined above, with three or four axles.

Class 4: *Extra large heavy vehicles:*

Extra large heavy vehicles are heavy vehicles, as defined above, with five or more axles.

3. TOLL TARIFF

- 3.1 The amounts of toll for the different categories of motor vehicles payable at the toll plazas located on the Hans Strydom Interchange (Pretoria) to the Gauteng / Mpumalanga Border and Maputo Development Corridor Toll Roads, for the usage of a section of toll road (or any part thereof), are stated in Table 1.

TABLE 1: TOLL TARIFF EFFECTIVE 1 MARCH 2025 (INCL 15% VAT)						
ROUTE	PLAZA		CLASS 1	CLASS 2	CLASS 3	CLASS 4
N4	Donkerhoek	Ramp	R 16.00	R 23.00	R 33.00	R 64.00
N4	Cullinan	Ramp	R 20.00	R 33.00	R 49.00	R 83.00
N4	Diamond Hill	Mainline	R 49.00	R 68.00	R 128.00	R 213.00
N4	Valtaki	Ramp	R 38.00	R 53.00	R 78.00	R 177.00
N4	Ekandustria	Ramp	R 30.00	R 45.00	R 63.00	R 126.00
N4	Middelburg	Mainline	R 81.00	R 176.00	R 268.00	R 352.00
N4	Machado	Mainline	R 122.00	R 338.00	R 493.00	R 704.00
N4	Nkomazi	Mainline	R 92.00	R 187.00	R 271.00	R 391.00

4. OPERATIONAL HOURS


- 4.1 The said toll road shall be open to traffic for 24 hours a day.

5. EFFECTIVE DATE

- 5.1 The date and time from which the said amounts of toll shall become payable, shall be 1 March 2025 at 00:00.

DIE SUID-AFRIKAANSE NASIONALE PADAGENTSKAP MSB BEPERK**NASIONALE ROETE 4: HANS STRYDOM WISSELAAR (PRETORIA) NA DIE GAUTENG / MPUMALANGA GRENS EN MAPUTO ONTWIKKELING KORRIDOR TOLPAAIE: PUBLISERING VAN DIE TOLBEDRAE VIR DIE VERSKILLENDEN KATEGORIEË VAN MOTORVOERTUIE, EN DIE DATUM EN TYD VANAF DIE TOLBEDRAE BETAALBAAR WORD**

Die Hoof van die Departement maak hierby, kragtens die bepalings van artikel 28(4) saamgelees met artikel 27(3) van Die Suid-Afrikaanse Nasionale Padagentskap Beperk en Nasionale Paaie Wet, 1998 (Wet Nr. 7 van 1998) [die Wet], bekend dat die tolbedrae wat kragtens artikel 28(2) van die Wet gehef sal word by die tolplazas geleë op die Hans Strydom Wisselaar (Pretoria) na die Gauteng / Mpumalanga Grens en Maputo Ontwikkeling Korridor Tolpaaie, en die datum en tyd vanaf die tolbedrae betaalbaar word, kragtens artikel 27(3)(a) van die Wet deur die Minister van Vervoer bepaal is, en dat genoemde bedrae kragtens artikel 28(4) saamgelees met artikel 27 van die Wet gehef sal word, soos in die Bylae uiteengesit.



Adv. James Mlawu
DIREKTEUR-GENERAAL: VERVOER

BYLAE**1. WOORDOMSKRYWINGS**

Die volgende woorde en uitdrukkings sal die betekenisse hê soos uiteengesit, tensy dit uit die samehang anders blyk.

- 1.1 **“Abnormale voertuig”** beteken ‘n motorvoertuig wat die wettige afmetings, soos beskryf in die Padverkeerswet, 1996 (Wet Nr. 93 van 1996), soos gewysig, of in enige ander wet oorskry.
- 1.2 **“As”** beteken ‘n toestel of stel toestelle, hetsy onafgebroke oor die breedte van die voertuig of nie, waarom die wiele van die voertuig ronddraai en wat so geplaas is dat wanneer die voertuig reguit vorentoe ry, die vertikale hartlyne van sodanige wiele in een vertikale vlak reghoekig met die langshartlyn van sodanige voertuig is. As sal ook ‘n as insluit waarvan die wiele opgelig en nie in kontak met die padoppervlak is nie.
- 1.3 **“Swaar as”** beteken ‘n as waarvan die wiele toegerus is met bande met ‘n grootte (spanranddeursnee) groter as 406,4 millimeter (16 duim), of ‘n as met meer as twee (2) wiele, ongeag die bandgrootte, maar nie ‘n as van ‘n motorfiets, ‘n motordriewiel of ‘n motorkar nie.
- 1.4 **“Swaar voertuig”** beteken ‘n motorvoertuig met minstens een swaar as en/of ‘n motorvoertuig wat ontwerp of aangepas is uitsluitlik of hoofsaaklik vir die vervoer van meer as sestion (16) persone.
- 1.5 **“Ligte afleweringsvoertuig”** beteken ‘n motorvoertuig wat ontwerp of aangepas is vir die vervoer van persone en vrag met geen swaar as soos omskryf in paragraaf 1.3 hierbo nie.
- 1.6 **“Ligte voertuig”** beteken ‘n motorvoertuig, uitgesonderd ‘n swaar voertuig.
- 1.7 **“Motorkar”** beteken ‘n motorvoertuig, uitgesonderd ‘n motorfiets of motordriewiel, wat ontwerp of aangepas is uitsluitlik of hoofsaaklik vir die vervoer van hoogstens sestion (16) persone, maar uitgesluit enige voertuig met meer as twee (2) wiele, ongeag die bandgrootte, op enige as.
- 1.8 **“Motorfiets”** beteken ‘n motorvoertuig met twee wiele en ook enige sodanige voertuig waaraan ‘n syspan geheg is.
- 1.9 **“Motordriewiel”** beteken ‘n motorvoertuig, uitgesonderd ‘n motorfiets met syspan, wat drie wiele het en ontwerp is om bestuur te word deur middel van die tipe kontroles waarmee ‘n motorfiets gewoonlik toegerus is.
- 1.10 **“Motorvoertuig”** beteken ‘n entiteit bestaande uit een of meer meganies/elektries aangedrewe eenhede met of sonder sleepwa of sleepwaens wat fisies aan mekaar gekoppel is deur middel van sleepstange, sleeptoue of meganiese geleding en sluit onder andere in:
 - (a) ‘n motorfiets;
 - (b) ‘n motordriewiel;
 - (c) ‘n motorkar;
 - (d) ‘n voertuig met pedale en met ‘n meganies/elektries aangedrewe eenheid as ‘n integreerende deel daarvan of daaraan vasgeheg en wat ontwerp of aangepas is om of deur middel van sodanige pedale of deur middel van die meganiese/elektriese eenheid of deur albei voortbeweeg te word; en
 - (e) ‘n ligte afleweringsvoertuig (‘n bakkie).

- 1.11 “**Sleepwa**” beteken ‘n voertuig wat nie selfaangedrewe is nie en wat ontwerp of aangepas is om deur ‘n motorvoertuig getrek te word, maar sluit nie ‘n syspan wat aan ‘n motorfiets vasgeheg is in nie.

2. KATEGORIEë VAN MOTORVOERTUIE

Klas 1: Ligte voertuie:

Ligte voertuie is motorvoertuie, uitgesonderd swaar voertuie soos hierbo omskryf, met of sonder sleepwa, en sluit motorfiets, motordriewiele en motorkarre in.

Klas 2: Medium swaar voertuie:

Medium swaar voertuie, is swaar voertuie, soos hierbo omskryf, met twee asse.

Klas 3: Groot swaar voertuie:

Groot swaar voertuie, is swaar voertuie, soos hierbo omskryf, met drie of vier asse.

Klas 4: Ekstra groot swaar voertuie:

Ekstra groot swaar voertuie, is swaar voertuie, soos hierbo omskryf, met vyf of meer asse.

3. TOLTARIEF

- 3.1 Die tolbedrae vir die verskillende kategorieë voertuie betaalbaar by die tolplazas geleë op die Hans Strydom Wisselaar (Pretoria) na die Gauteng / Mpumalanga Grens en Maputo Ontwikkeling Korridor Tolpaaie, vir die gebruik van 'n gedeelte van 'n tolpad (of enige deel daarvan), is uiteengesit in Tabel 1.

TABEL 1: TOLTARIEF INWERKING 1 MAART 2025 (15% BTW INGESLUIT)						
ROETE	PLAZA		KLAS 1	KLAS 2	KLAS 3	KLAS 4
N4	Donkerhoek	Op- en Afrit	R 16.00	R 23.00	R 33.00	R 64.00
N4	Cullinan	Op- en Afrit	R 20.00	R 33.00	R 49.00	R 83.00
N4	Diamond Hill	Hooflyn	R 49.00	R 68.00	R 128.00	R 213.00
N4	Valtaki	Op- en Afrit	R 38.00	R 53.00	R 78.00	R 177.00
N4	Ekandustria	Op- en Afrit	R 30.00	R 45.00	R 63.00	R 126.00
N4	Middelburg	Hooflyn	R 81.00	R 176.00	R 268.00	R 352.00
N4	Machado	Hooflyn	R 122.00	R 338.00	R 493.00	R 704.00
N4	Nkomazi	Hooflyn	R 92.00	R 187.00	R 271.00	R 391.00

4. OPERASIONELE URE

- 4.1 Die genoemde tolpad sal 24 uur per dag oop wees vir verkeer.

5. INWERKINGTREDINGSDATUM

- 5.1 Die datum en tyd vanaf die genoemde tolbedrae betaalbaar word, is 1 Maart 2025 om 00:00.

Printed by and obtainable from the Government Printer, Bosman Street, Private Bag X85, Pretoria, 0001
Contact Centre Tel: 012-748 6200. eMail: info.egazette@gpw.gov.za
Publications: Tel: (012) 748 6053, 748 6061, 748 6065